



# CITY OF SULTAN

PUBLIC WORKS DEPARTMENT

## DRIVEWAY PERMIT

Date: \_\_\_\_\_

Permit No: \_\_\_\_\_

### APPLICANT

Name: \_\_\_\_\_

Address: \_\_\_\_\_

Contact Person: \_\_\_\_\_ Phone: \_\_\_\_\_

JOB LOCATION: \_\_\_\_\_

Scope of Work Requested: \_\_\_\_\_

\_\_\_\_\_

\_\_\_\_\_

\_\_\_\_\_

### GENERAL CONDITIONS

- Provide the City of Sultan with 48 hours advance notice prior to starting work.  
Call the Public Works Department if you have questions regarding this permit.  
Call 360.793.2231 and ask for Public Works Department.
- ALL FEES DUE AT TIME OF APPLICATION*

\_\_\_\_\_  
Signature of Applicant

\_\_\_\_\_  
Date

### Driveway Permit Fee within Right of Way

Residential	
Minimum 10 foot cut to a maximum of 20 foot cut.....	\$100.00
Non-Residential (per engineering/development plans).....	\$200.00 + direct cost
Culvert.....	\$150.00 + direct cost

Amount Paid: \_\_\_\_\_

Receipt # \_\_\_\_\_

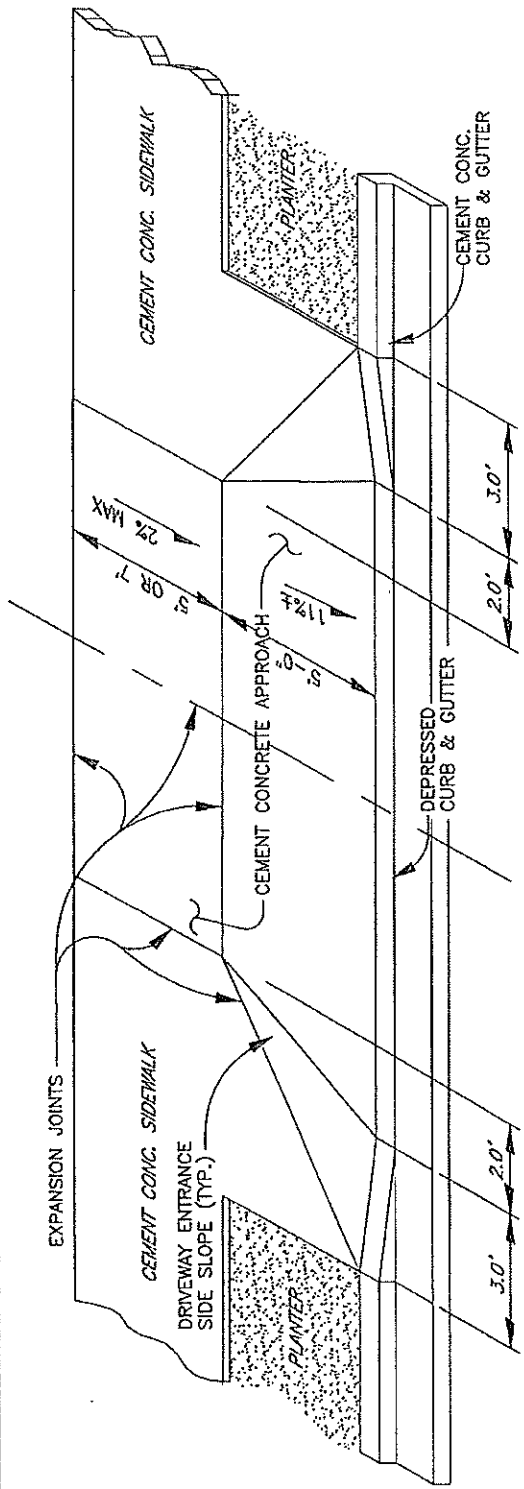
\_\_\_\_\_  
Public Works Director

\_\_\_\_\_  
Date

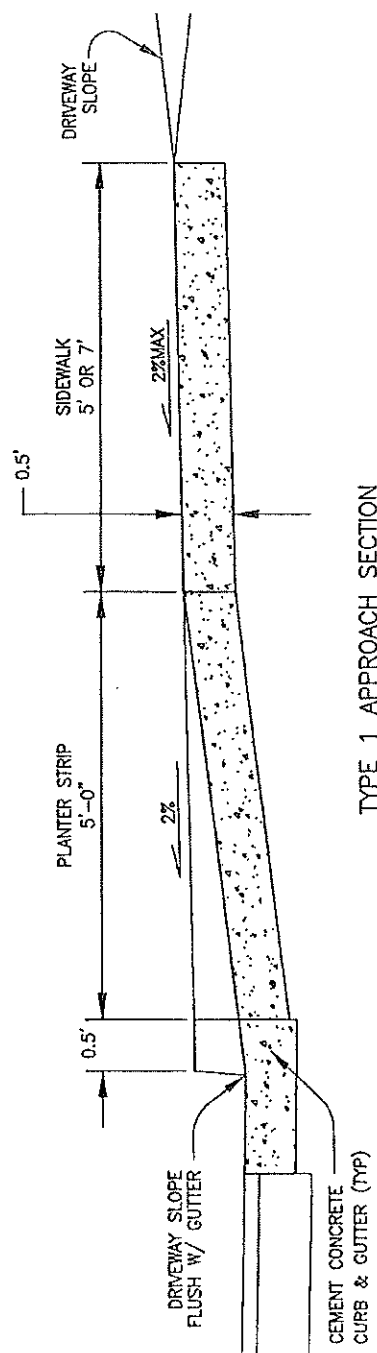
\_\_\_\_\_  
Site Review

PLEASE ATTACH SITE OR CONSTRUCTION PLANS

Permit Expiration Date \_\_\_\_\_ 180 Days from above date of Permit Application



DROP CURB DRIVEWAY APPROACH - TYPE 1  
(WITH PLANTER)  
NTS



TYPE 1 APPROACH SECTION

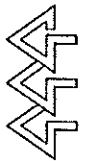
NOTES:

1. RECOMMEND SIDEWALK CROSS-SLOPES BE DESIGNED AT 1.5% OR LESS TO ENSURE ADA COMPLIANCE. SEE EDDS 4-05 FOR DETAILS
2. SEE STD DWG 2-028 FOR NOTES.

	SNOHOMISH COUNTY PUBLIC WORKS	APPROVED BY:	1/7/13
	2-020	DROP CURB DRIVEWAY - TYPE 1	DATE
		COUNTY ROAD ENGINEER	

**NOTES:**

1. SEE STD DWG 2-010 TO DETERMINE THE APPLICABLE ACCESS POINT DESIGN AND SPECIFICATIONS.
2. SEE EDDS 4-04 AND WSDOT STD PLANS F-10.12 AND F-10.16 FOR CURB DETAILS.
3. SEE EDDS 4-05 AND STD DWG 4-150 FOR SIDEWALK SPECIFICATIONS. NOTE DESIGN GUIDANCE TO ENSURE ADA COMPLIANCE IN CONSTRUCTION.
4. ALL COMMERCIAL OR INDUSTRIAL ACCESS POINTS, INCLUDING THE CURB, GUTTER AND SIDEWALK, SHALL MEET AASHTO HL-93 LOADING REQUIREMENTS.
5. DRIVEWAY CEMENT CONCRETE DEPTH SHALL BE A MINIMUM OF 6 INCHES AND PLACED ON COMPACTED GRADE.
6. THE DROP CURB DRIVEWAY SECTION BETWEEN A SIDEWALK AND THE CURB AND GUTTER SHALL BE CONCRETE.
7. CONCRETE SHALL BE AIR-ENTRAINED CONCRETE CLASS 4000 PER WSDOT STD SPECIFICATION 8-06.3.
8. ALL JOINTS SHALL BE CLEANED AND EDGED.
9. FOR A DRIVEWAY WIDTH EXCEEDING 15 FEET, A FULL DEPTH EXPANSION JOINT WITH 3/8-INCH JOINT FILLER IS REQUIRED ALONG THE DRIVEWAY CENTERLINE. PARALLEL EXPANSION JOINTS ARE REQUIRED AT 15 FT MAXIMUM SPACING FOR DRIVEWAY WIDTHS EXCEEDING 30 FEET. REFER TO WSDOT STANDARD PLAN F-30.10 AND STANDARD SPECIFICATION 5-05.3(8).
10. STANDARD 3/8-INCH EXPANSION JOINTS SHALL BE PLACED AT BACK, FRONT AND SIDES OF DRIVEWAY APPROACHES AS SHOWN ON STD DWGS.
11. AVOID PLACING DRAINAGE STRUCTURES, JUNCTION BOXES OR OTHER OBSTRUCTIONS IN FRONT OF DRIVEWAY ENTRANCES.



SNOHOMISH COUNTY PUBLIC WORKS

2-028

DROP CURB DRIVEWAY NOTES

APPROVED BY:

  
COUNTY ROAD ENGINEER

11/7/13  
DATE